



NORTH SHORE CROSSING

LEASING INFORMATION

Sara Taylor

BLACKLINE Retail Group

sara@blacklinere.com

617.553.1824

The only Whole Foods anchored retail center
serving Cape Ann and the North Shore.



NorthShoreCrossing.com




North Shore Crossing is strategically located on the Route 128, Exit 46 ramp in Beverly, Massachusetts. With unparalleled access and visibility, this one-of-a-kind highway location serves a trade area of 200,000, which includes the dense city of Beverly, as well as the North Shore and Cape Ann communities of Beverly Farms, Hamilton, Wenham, Manchester-by-the-Sea, Gloucester, Essex, Rockport, Ipswich, and Danvers/Peabody.

Beverly is also home to a substantial and growing daytime population including millions of square feet of office and R&D space, four colleges, and Beverly Hospital, with tens of thousands of employees, who are under-served by retail options.

Anchored by Whole Foods Market, North Shore Crossing is the only destination in the region for modern high quality dining, boutique fitness, specialty retail and consumer services.

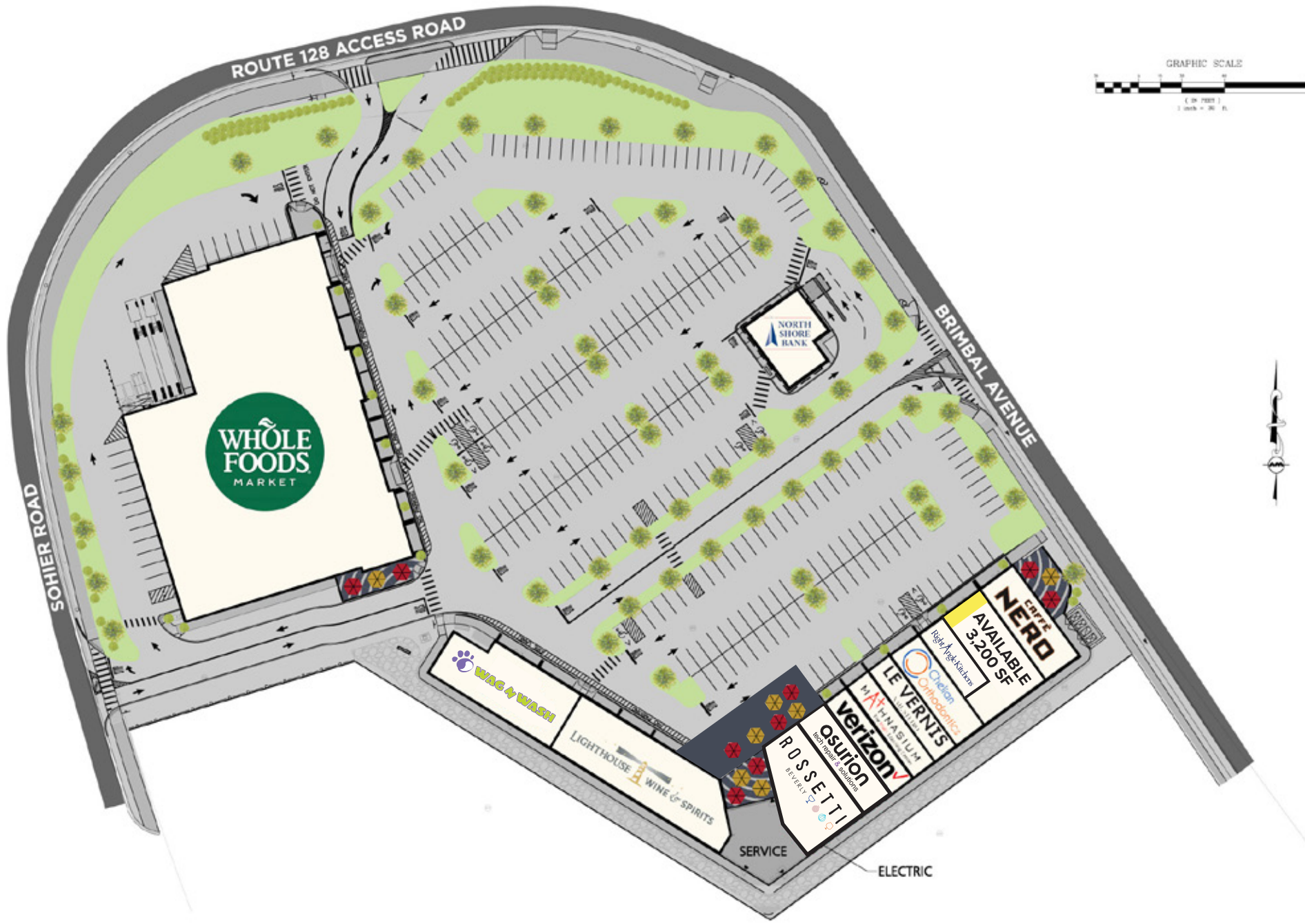




KEY TENANTS



DEMOGRAPHICS	3-Miles	5-Miles	7-Miles
Total Population	57,140	149,698	233,580
Avg. HH Income	\$139,338	\$130,552	\$142,206
Daytime Population	60,129	155,906	240,840

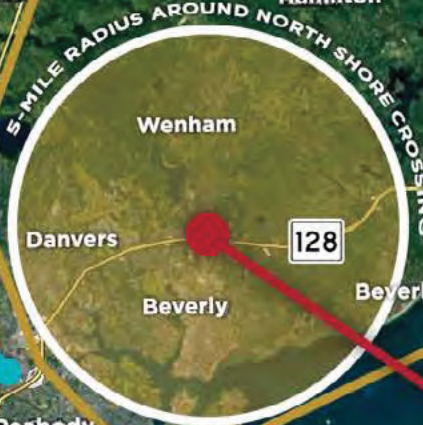


TRADE AREA

NORTHSHORE MALL
A SIMON MALL

MARKET STREET
WHOLE FOODS LYNNFIELD, MA

VINNIN SQUARE
WHOLE FOODS SWAMPSCOTT, MA




**NORTH SHORE
CROSSING**

WHOLE FOODS MARKET BEVERLY, MA

TRADE AREA POPULATION: 200,000+
FOR NORTH SHORE CROSSING

Beverly, Beverly Farms, Hamilton, Wenham,
Manchester by the Sea, Gloucester, Essex,
Rockport, Ipswich, Danvers/Peabody

DAYTIME POPULATION



- Business
- Transportation
- Education
- Entertainment
- Hospital